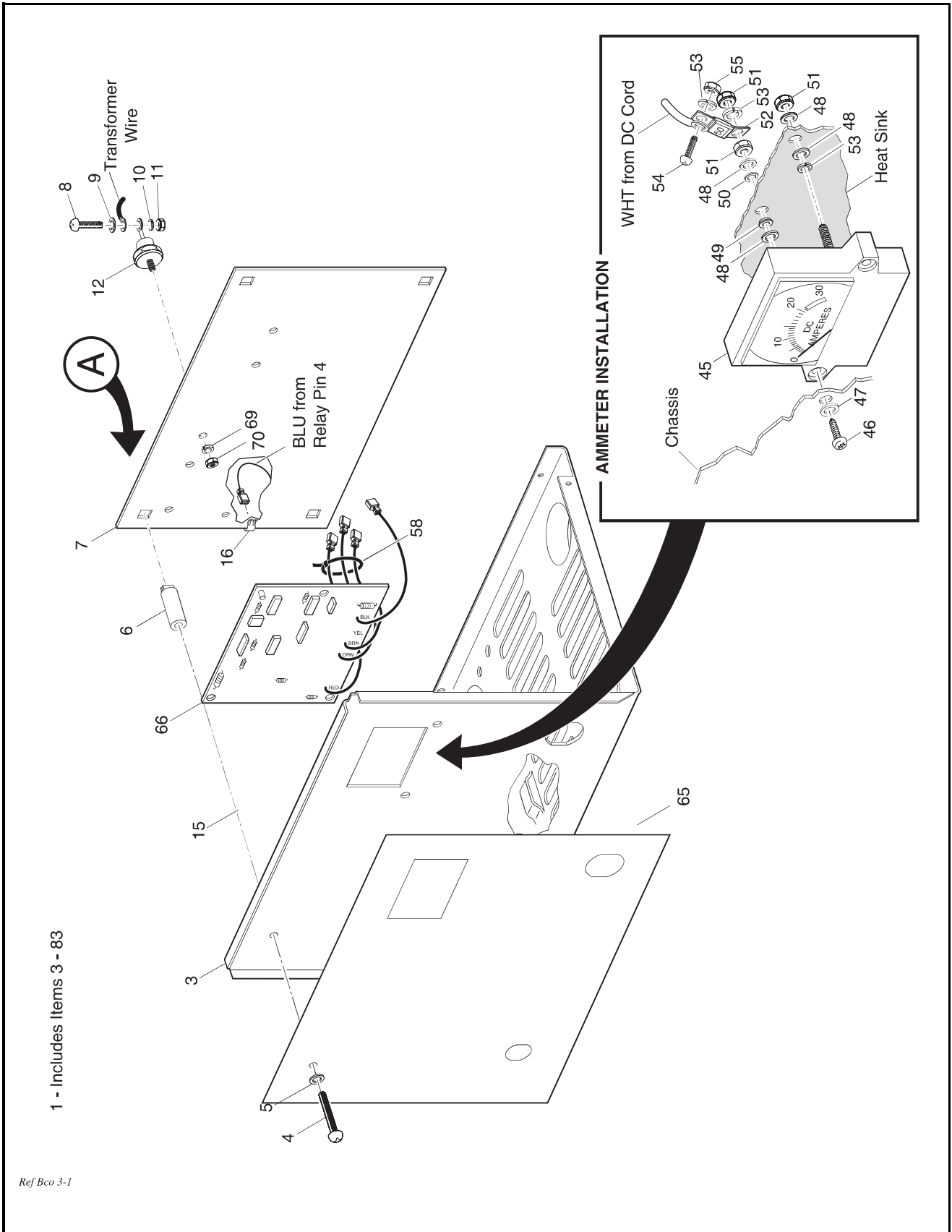
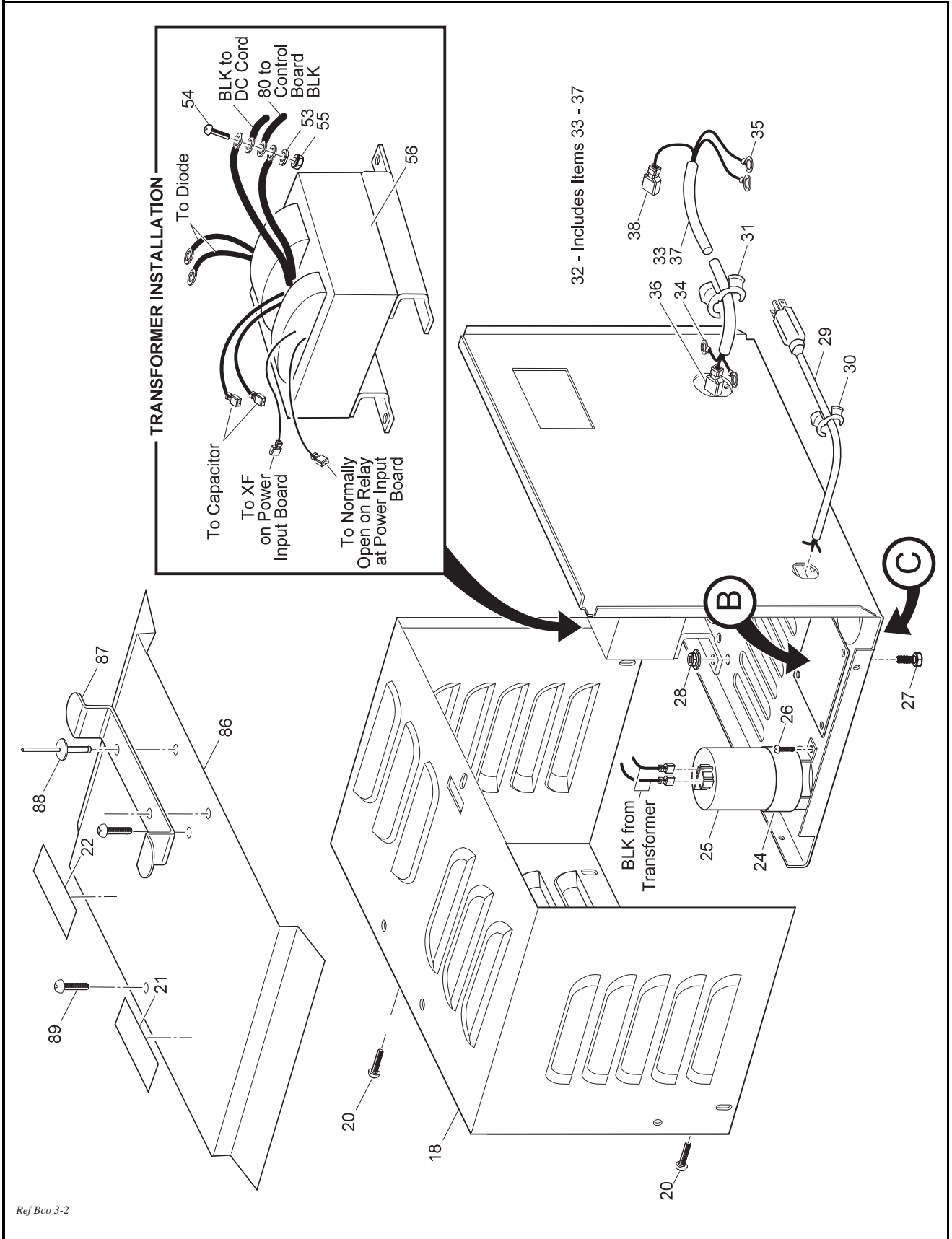


BATTERY CHARGER, ON BOARD



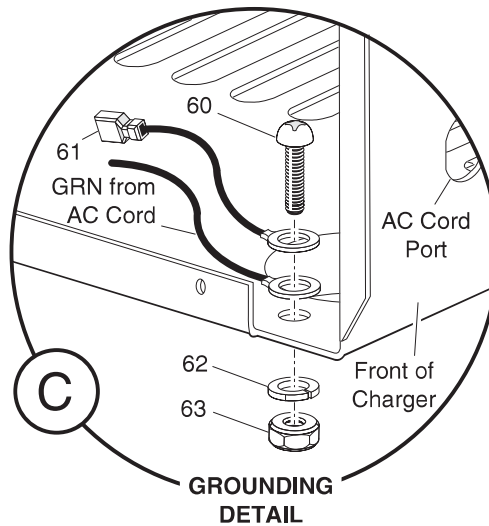
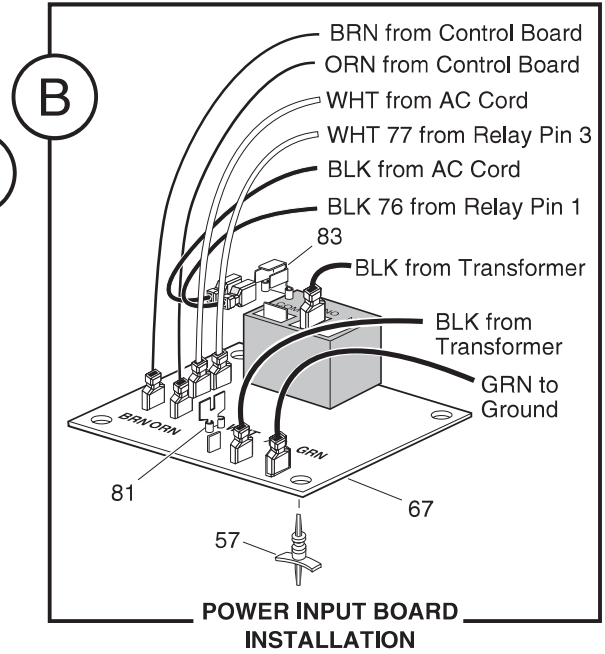
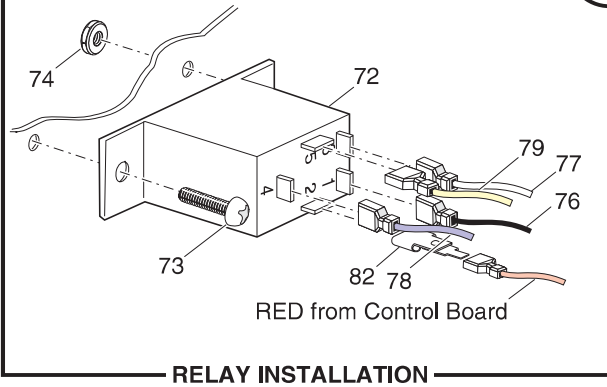
BATTERY CHARGER, ON BOARD



Ref Bco 3-2

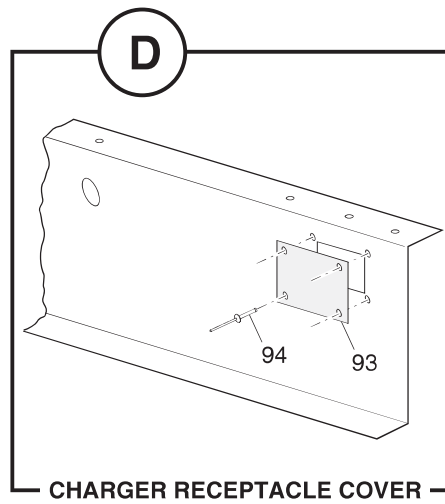
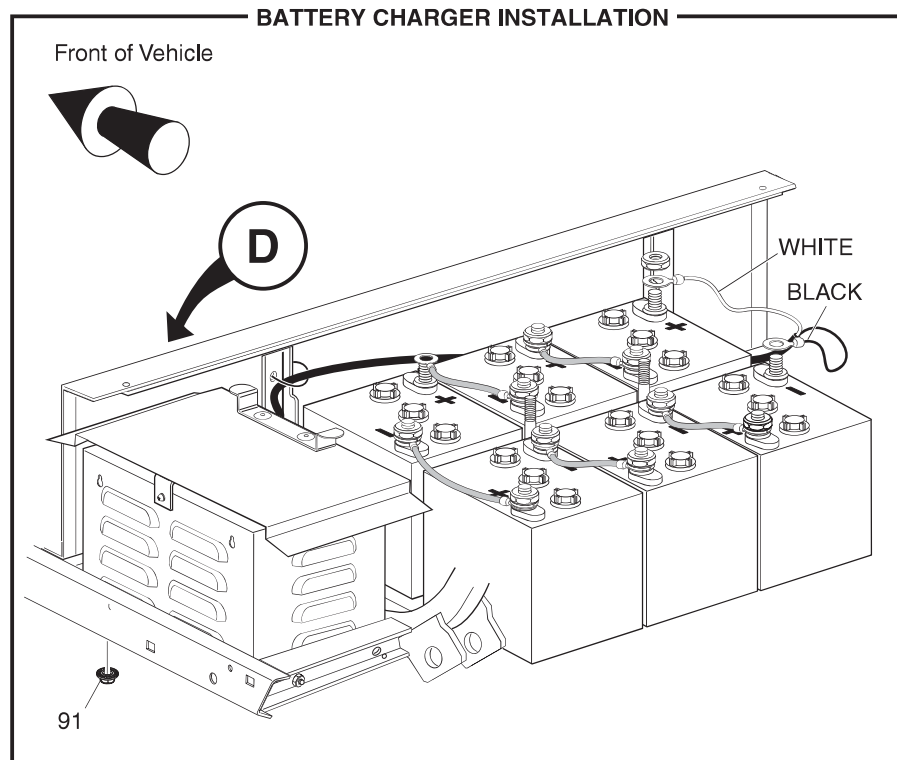
BATTERY CHARGER, ON BOARD

- Pin 1 - Wire 76 to Input Board "COM"
- Pin 2 - Tab Adapter 82, RED wire from Control Board
- Pin 3 - Wire 77 to Input Board "WHT"
- Pin 4 - Wire 78 to Heat Sink Clip
- Pin 5 - Wire 79 to DC Cord RED Wire



Ref Bco 3-3

BATTERY CHARGER, ON BOARD



Ref Bco 3-4

BATTERY CHARGER, ON BOARD

THE USE OF NON U.L. PARTS WILL VOID ANY U.L. LISTING.
 When ordering parts, please specify the model and serial number of the product.
 * Indicates a component that is not available as an individual part.
 G** Indicates consult Customer Service Department for additional information.

| ITEM | PART NO. | 1 2 3 4 5 | DESCRIPTION | QTY. |
|------|-----------|-----------|--|------|
| 1 | * | | POWERWISE™ CHARGER (ON BOARD) (INCLUDES ITEMS 3 - 83)..... | 1 |
| 2 | | | | |
| 3 | * | | CHASSIS | 1 |
| 4 | 00513-G6 | | SCREW, #8 - 18 X 1 3/4" LG | 2 |
| 5 | 00559-G4 | | WASHER, #8 | 2 |
| 6 | 11572-G3 | | EXPANSION NUT | 2 |
| 7 | 28104-G01 | | HEAT SINK | 1 |
| 8 | 00138-G3 | | SCREW, #6 - 32 X 3/8" LG | 2 |
| 9 | 00559-G3 | | WASHER, #6 | 2 |
| 10 | | | | |
| 11 | 00525-G5 | | NUT, #6 - 32..... | 2 |
| 12 | 18488-G1 | | DIODE..... | 2 |
| 13 | | | | |
| 14 | | | | |
| 15 | | | | |
| 16 | 28110-G01 | | ELECTRICAL CLIP | 1 |
| 17 | | | | |
| 18 | * | | COVER | 1 |
| 19 | | | | |
| 20 | 00614-G4 | | SCREW, #8 - 18 X 1/2" LG | 6 |
| 21 | 28136-G01 | | LABEL (VENTILATION) | 1 |
| 22 | 28136-G02 | | LABEL (CORD CONDITION)..... | 1 |
| 23 | | | | |
| 24 | 26979-G01 | | CAPACITOR BRACKET | 1 |
| 25 | 28109-G01 | | CAPACITOR | 1 |
| 26 | 00969-G01 | | SCREW, #8 - 32 X 3/8" LG | 3 |
| 27 | 00414-G5 | | BOLT, 1/4 - 20 X 5/8" LG | 3 |
| 28 | 11027-G2 | | LOCK NUT, 1/4 - 20..... | 3 |
| 29 | 19388-G5 | | AC CORD | 1 |
| 30 | 13557-G2 | | STRAIN RELIEF (AC)..... | 1 |

BATTERY CHARGER, ON BOARD

THE USE OF NON U.L. PARTS WILL VOID ANY U.L. LISTING.

When ordering parts, please specify the model and serial number of the product.

* Indicates a component that is not available as an individual part.

G** Indicates consult Customer Service Department for additional information.

| ITEM | PART NO. | 1 | 2 | 3 | 4 | 5 | DESCRIPTION | QTY. |
|------|-----------|---|---|---|---|---|---|------|
| 31 | 13557-G3 | | | | | | STRAIN RELIEF (DC)..... | 1 |
| 32 | 73344-G06 | | | | | | DC CORD ASSEMBLY (INCLUDES ITEMS 33 - 37) | 1 |
| 33 | 28107-G01 | | | | | | DC CORD..... | 1 |
| 34 | 11343-G3 | | | | | | RING TERMINAL, 3/16" | 2 |
| 35 | 11343-G1 | | | | | | RING TERMINAL, 5/16" | 2 |
| 36 | 17064-G2 | | | | | | FEMALE TERMINAL..... | 2 |
| 37 | 22476-G1 | | | | | | HEAT SHRINK TUBING | A/R |
| 38 | | | | | | | | |
| 39 | | | | | | | | |
| 40 | 22009-G1 | | | | | | ISOLATION MOUNT..... | 4 |
| 41 | 00559-G7 | | | | | | WASHER, 1/4" (STAINLESS STEEL)..... | 4 |
| 42 | 00565-G7 | | | | | | LOCK WASHER, 1/4" (STAINLESS STEEL)..... | 4 |
| 43 | 00532-G1 | | | | | | NUT, 1/4 - 20..... | 4 |
| 44 | | | | | | | | |
| 45 | 28105-G01 | | | | | | AMMETER | 1 |
| 46 | 00372-G4 | | | | | | SCREW, #8 - 10 X 1/2" LG. | 2 |
| 47 | 00559-G4 | | | | | | WASHER, #8 | 2 |
| 48 | 01003-G01 | | | | | | BRASS WASHER, #10 | 4 |
| 49 | 22589-G2 | | | | | | SHOULDER WASHER, #10 | 1 |
| 50 | 00771-G6 | | | | | | NYLON WASHER, 3/8"..... | 1 |
| 51 | 00528-G4 | | | | | | NUT, #10 - 32 (BRASS) | 3 |
| 52 | 28106-G01 | | | | | | 50 AMP FUSE..... | 1 |
| 53 | 00565-G5 | | | | | | LOCK WASHER, #10 | 4 |
| 54 | 00378-G4 | | | | | | SCREW, #10 - 24 X 1/2" LG. | 2 |
| 55 | 00526-G3 | | | | | | NUT, #10 - 24..... | 2 |
| 56 | 28103-G01 | | | | | | TRANSFORMER | 1 |
| 57 | 27877-G01 | | | | | | SPACER SUPPORT | 4 |
| 58 | 17618-G1 | | | | | | WIRE TIE | 3 |
| 59 | | | | | | | | |
| 60 | 00372-G3 | | | | | | SCREW, #8 - 32 X 3/8" LG. | 1 |

BATTERY CHARGER, ON BOARD

THE USE OF NON U.L. PARTS WILL VOID ANY U.L. LISTING.

When ordering parts, please specify the model and serial number of the product.

* Indicates a component that is not available as an individual part.

G** Indicates consult Customer Service Department for additional information.

| ITEM | PART NO. | 1 | 2 | 3 | 4 | 5 | DESCRIPTION | QTY. |
|------|------------|---|---|---|---|---|--|------|
| 61 | 25977-G32 | | | | | | 16 GA WIRE (GREEN 4")..... | 1 |
| 62 | 00565-G4 | | | | | | LOCK WASHER, #8 | 1 |
| 63 | 00526-G1 | | | | | | NUT, #8 - 32..... | 1 |
| 64 | | | | | | | | |
| 65 | * | | | | | | LABEL (POWERWISE™) | 1 |
| 66 | 28667-G01 | | | | | | CONTROL BOARD..... | 1 |
| 67 | 28126-G03 | | | | | | POWER INPUT BOARD..... | 1 |
| 68 | | | | | | | | |
| 69 | 00664-G7 | | | | | | LOCK WASHER, 1/4" (STAINLESS STEEL)..... | 2 |
| 70 | 00532-G2 | | | | | | NUT, 1/4 - 28..... | 2 |
| 71 | | | | | | | | |
| 72 | 21971-G4 | | | | | | RELAY | 1 |
| 73 | 00138-G4 | | | | | | SCREW, #6 - 32 X 1/2" LG | 2 |
| 74 | 14390-G9 | | | | | | LOCK NUT, #6 - 32 | 2 |
| 75 | | | | | | | | |
| 76 | 25977-G38 | | | | | | 16 GA WIRE (BLACK 4") (from Relay 1 to Power Input Board "COM") | 1 |
| 77 | 25977-G37 | | | | | | 16 GA WIRE (WHITE 5") (from Relay 3 to Power Input Board "WHT")..... | 1 |
| 78 | 25978-G161 | | | | | | 18 GA WIRE (BLUE 6") (from Relay 4 to Heat Sink clip)..... | 1 |
| 79 | 25978-G162 | | | | | | 18 GA WIRE (YELLOW 6") (from Relay 5 to DC Cord "RED")..... | 1 |
| 80 | 25978-G163 | | | | | | 18 GA WIRE (BLACK 7") (from Transformer S2/S3 to Control Module "Black") | 1 |
| 81 | 17902-G1 | | | | | | TAB ADAPTER (on Power Input Board "WHT" w/ 77 & AC Cord WHT) | 1 |
| 82 | 28305-G01 | | | | | | TERMINAL ADAPTER (on Relay 2 w/ Control Board RED) | 1 |
| 83 | 27285-G01 | | | | | | TERMINAL ADAPTER (on Relay "COM" w/ 76 & AC Cord BLK)..... | 1 |
| 84 | | | | | | | | |
| 85 | 71968-G01 | | | | | | SHIELD ASSEMBLY (INCLUDES ITEMS 86 - 88)..... | 1 |
| 86 | 71967-G01 | | | | | | SHIELD..... | 1 |
| 87 | 22045-G01 | | | | | | CORD HOLDER | 1 |
| 88 | 10570-G01 | | | | | | RIVET,..... | 2 |
| 89 | 00106-G6 | | | | | | SCREW, #12 - 24 X 3/4" LG..... | 2 |

BATTERY CHARGER, ON BOARD

THE USE OF NON U.L. PARTS WILL VOID ANY U.L. LISTING.

When ordering parts, please specify the model and serial number of the product.

* Indicates a component that is not available as an individual part.

G** Indicates consult Customer Service Department for additional information.

| ITEM | PART NO. | 1 | 2 | 3 | 4 | 5 | DESCRIPTION | QTY. |
|------|-----------|---|---|---|---|---|--|------|
| 90 | | | | | | | | |
| 91 | 11027-G2 | | | | | | LOCK NUT, 1/4 - 20 | 4 |
| 92 | | | | | | | | |
| 93 | 73173-G01 | | | | | | COVER PLATE | 1 |
| 94 | 14601-G10 | | | | | | RIVET, 3/16" X 7/16" LG (ALUMINUM) | 4 |